

Installation of Horizontal (Option CC6) and Vertical (Option CC2) Vent/Combustion Air Kits for Reznor® Separated-Combustion Systems

Applies to: All Models Listed in Application Table

Description and Application

These vent/combustion air kits are designed to be used when installing the Reznor separated-combustion equipment listed in the table. **Follow the instructions in the heater installation manual or venting manual shipped with the heater.** The kits identified as Option CC2 (vertical) and Option CC6 (horizontal) are the only vent/combustion air systems approved for the models listed. Do not use these kits with any other products.

Application of Vent/Combustion Air Kit by Reznor® Model			Follow Instructions in the latest version of the Heater Installation or Venting Installation Manual:
Model	Description	Application	
AHCA or AHDA with SC Furnace	Packaged Air Conditioning Split System with Optional Furnace(s)	These models MUST be installed as a separated-combustion system and always REQUIRE installation of a Reznor® vent/combustion air kit, Option CC2 or Option CC6. Models SSCBL, SSCDBL, AHCA, and AHDA with more than one furnace section require a vent/combustion air kit for each furnace section.	Form I-AH-GF
HSC	Duct Furnace (High CFM)		Form I-SC
SC	Duct Furnace (Std CFM)		Form I-SCE
SCE	Single Furnace Packaged System		Form I-SDH-V
SDH	Single Furnace Packaged System		Form 432
SFT	Fan-Type Unit Heater		Form I-SHH-V
SHH	High Efficiency Packaged System		Form I-SSCBL
SSCBL	1, 2, or 3 Furnace Packaged System		Form I-UD-V-SC
SSCDBL	2 or 4 Furnace Packaged System		Form I-UEAS
UDAS	Fan-Type Unit Heater		Form I-CAUA
UDBS	Blower-Type Unit Heater		
UEAS	High Efficiency Unit Heater		
CAUA	Vertical (Upflow) Packaged System		<i>IF</i> installed as a separated-combustion system, Option CC2 or CC6 is required .

APPLICATION WARNING: Separated combustion units are not designed or approved for use in atmospheres containing flammable vapors or atmospheres heavily laden with chlorinated vapors.

INSTALLATION WARNING: This vent/combustion air kit *must* be installed according to the instructions provided with the heater. If these instructions are not available, contact your distributor to obtain the installation form listed in the Table above. The qualified agency performing this work assumes responsibility for this installation.


Verify parts and follow the instructions in the heater or venting installation manual shipped with the heater.

(For a "generic" packing list of components, see page 2.)

Components

NOTE: Illustration may not exactly match actual component. Component P/N's are not listed here because the sizes and type of the vent and combustion air pipes vary by Model, Size, and whether horizontal or vertical. There is a list with P/N's in each manual referenced on page 1. Before installation, verify that the parts being installed are correct for the Model, Size, and vent/combustion air orientation.

ALL Kits INCLUDE a Concentric Adapter Box



A concentric adapter box is included in ALL Kits. The style of box varies slightly by Model of unit but the principle of providing for one building penetration for both the vent and combustion air pipe is the same. Some boxes have separate brackets and some are made with "self" brackets. Boxes for Models UEAS and SHH include a sealing ring; others require silicone. All require field-provided hardware for installing.

IMPORTANT Note for Models UDAS, UDBS, and SDH: On these models, the concentric adapter boxes are not the same in horizontal and vertical kits. The vent pipe opening is slightly larger in the concentric adapter box designed for the vertical kit (to accommodate required double-wall pipe). Be sure the correct box is being installed.

Horizontal Kits (Option CC6)

INCLUDE one of these three vent terminals:

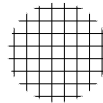
Exhaust terminal in kits for Model Series AH, SC, SSC, SFT, and CAUA



Exhaust Grill in kits for Models UDAS, UDBS, and SDH



Bird Screen in kits for Models UEAS and SHH



ALL Horizontal Kits INCLUDE an Inlet Air Ring Guard



Kits for Models UEAS and SHH also include four ring guard spacers.

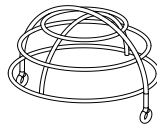
Vertical Kits (Option CC2)

INCLUDE one of these two vent terminals:

Exhaust Terminal in kits for Model Series AH, SC, SSC, CAUA, UDAS UDBS, SDH, and SFT



Bird guard in kits for Models UEAS and SHH



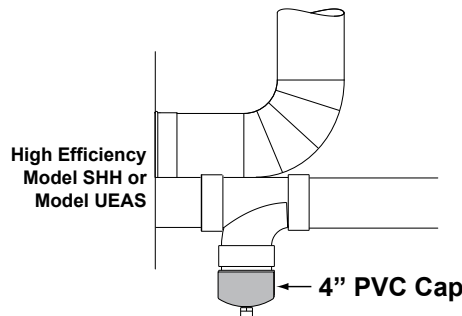
ALL Vertical Kits INCLUDE an Inlet Air Cap



Kits for Model UEAS and SHH include a rain collar.



All Kits for High Efficiency MODELS UEAS and SHH include a PVC Cap for Vent Condensate Drain



(800) 695-1901; www.RezSpec.com